



## COMMUNITY ADVISORY BOARD DATA SUMMARY – NOVEMBER 13, 2024

---

*Helena College Mission:*

*Helena College supports our diverse community by providing the paths and tools necessary to assist learners in achieving their educational and career goals.*

---

1. The meeting provided a deeper dive into Helena College enrollment, retention, and completion data provided by Helena College's Institutional Researcher, Jessie Pate. (See attached slides.)
2. The group brainstormed questions including:
  - a. How can we promote the LPN program (as numbers have greatly declined)? Is there anything that our Community Advisory Board do to advocate changes to make this a more appealing educational path?
  - b. How do we promote the career paths and success stories of Helena College graduates? The data shows that we have many stories to share.
  - c. How can we get more information from those who do not return? Also, from those who do not graduate? Could we survey students?
  - d. Much of the data is specific to degree-seeking students. How do we get a better picture of the dual enrollment population (average credits, number of students completing general education core classes, where they go after Helena College, what long-term outcomes do we see in these students)?
    - i. How can we continue to promote the value of the gen ed certificate to dual enrollment students?
3. Next meeting: prepare for the Perkins Comprehensive Local Needs Assessment by looking at disaggregated student data by student type.

# Helena College Programs at a Glance

Community Advisory Board

November 13, 2024

Jessie Pate

Director of Institutional Research & Effectiveness

[jessie.pate@helenacollege.edu](mailto:jessie.pate@helenacollege.edu)

# Programs at Helena College

Career Technical Education (CTE)

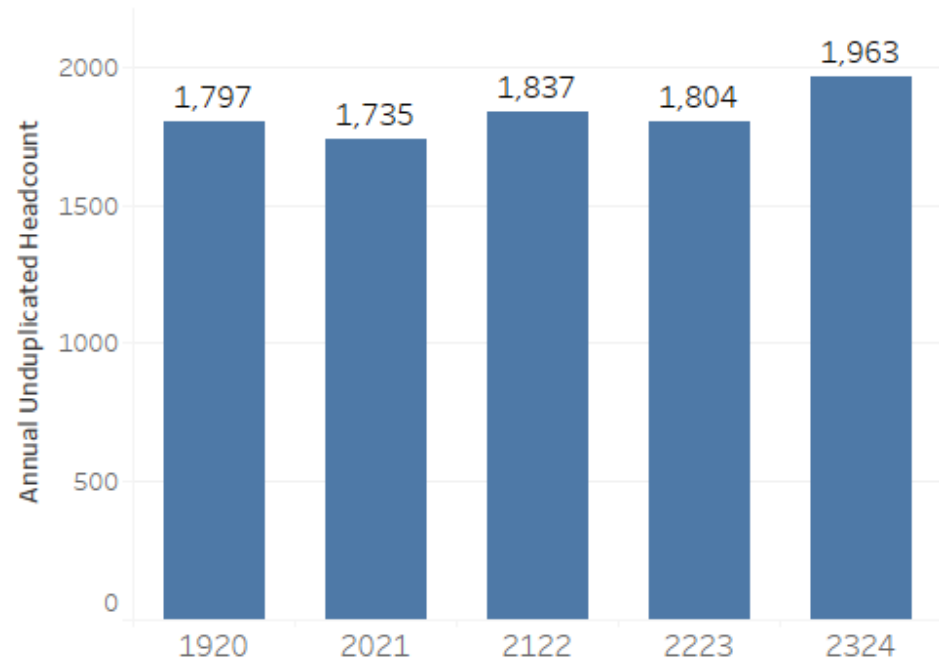
Program	Abbr.	Degrees Awarded
Accounting & Business Technology	A&B	AAS, CAS
Automotive Technology	AUTO	AAS, CAS, CTS
Aviation Maintenance Technology	AVMT	AAS, CAS
CNC Machining	CNC	AAS, CAS
Cosmetology	COSMO	AAS
Diesel Technology	DST	AAS, CAS
Fire & Emergency Services	FIRE	AS, CAS
Information Technology & Programming	IT&P	AAS
Industrial Welding & Metal Fabrication	IWMF	AAS, CAS
Metals Technology	MT	AAS
Nursing	NRSB	ASRN, CASLPN
General Education	Gen Ed	AA, AS

## Non-Degree

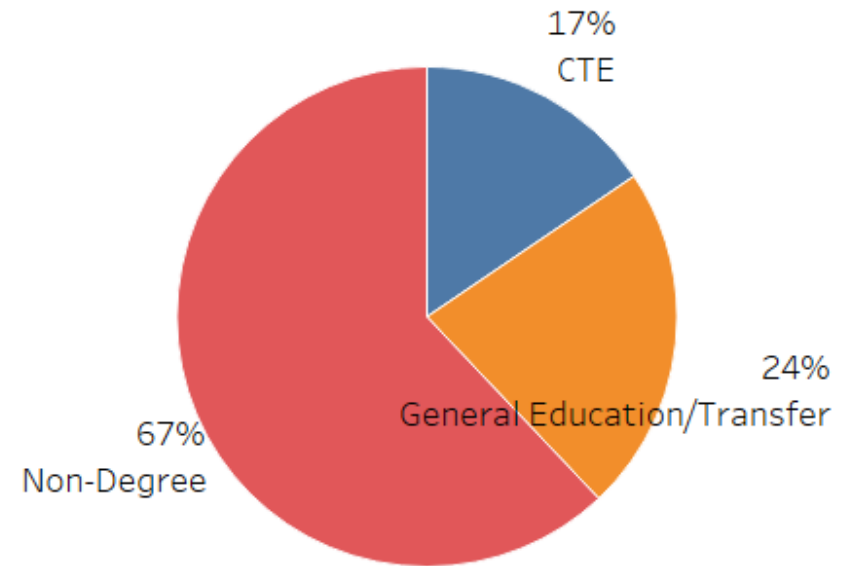
- Non-degree-seeking students
- Dual enrollment students
  - Dual credit (high school courses for college credit)
  - Early college (high school students enrolled in courses taught by HC faculty)

# Enrollment

Enrollment Overall



Enrollment by CTE  
5-Year Average

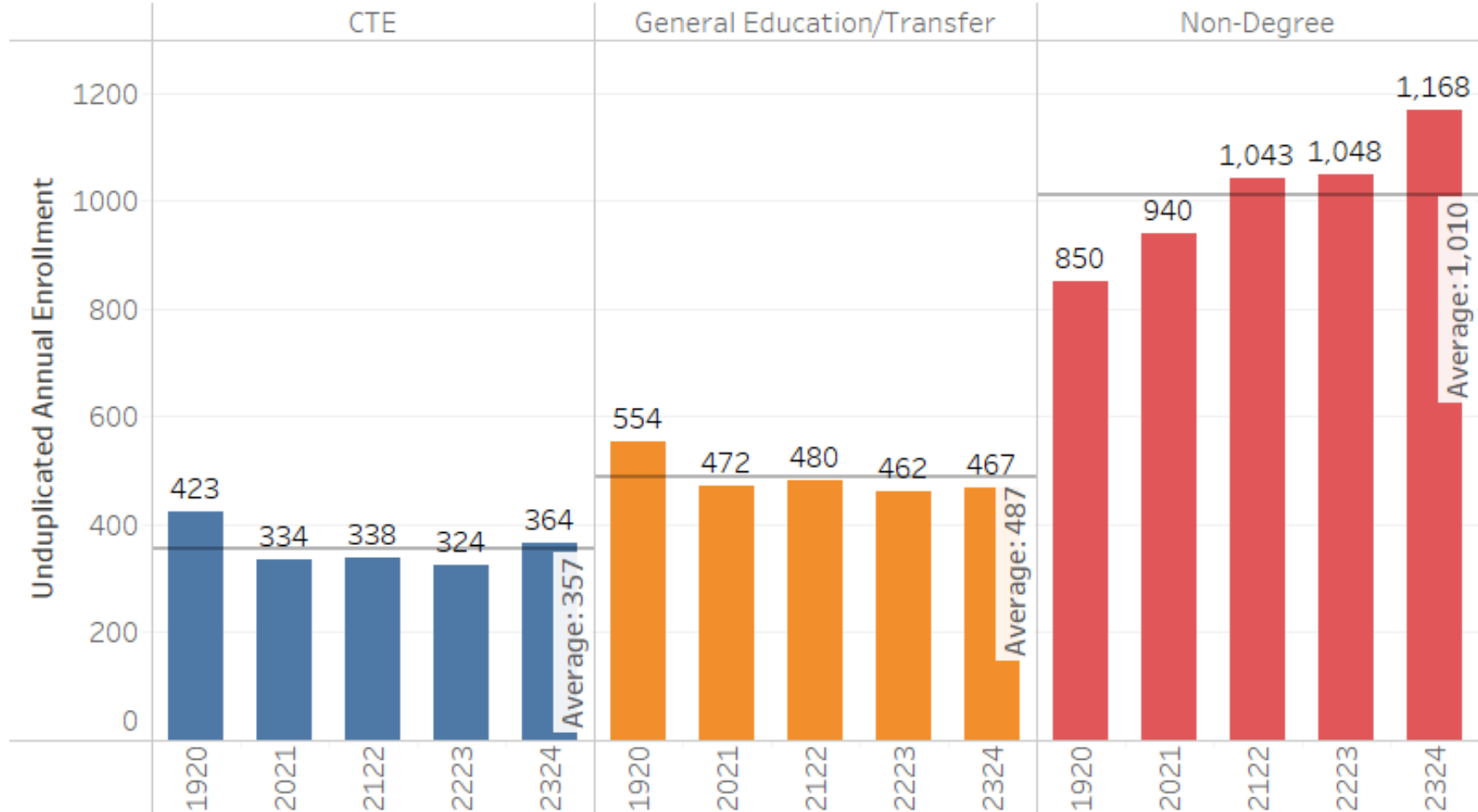


## Definitions

- **Academic Year (AY):** Summer, fall, and spring terms
- **CTE:** Career Technical Education, programs designed to prepare students for a career in the skilled trades or a technical field
- **Unduplicated:** Each student is counted only once. For example, if a student is enrolled in both the fall and the spring semester, they are counted as one student for the academic year.

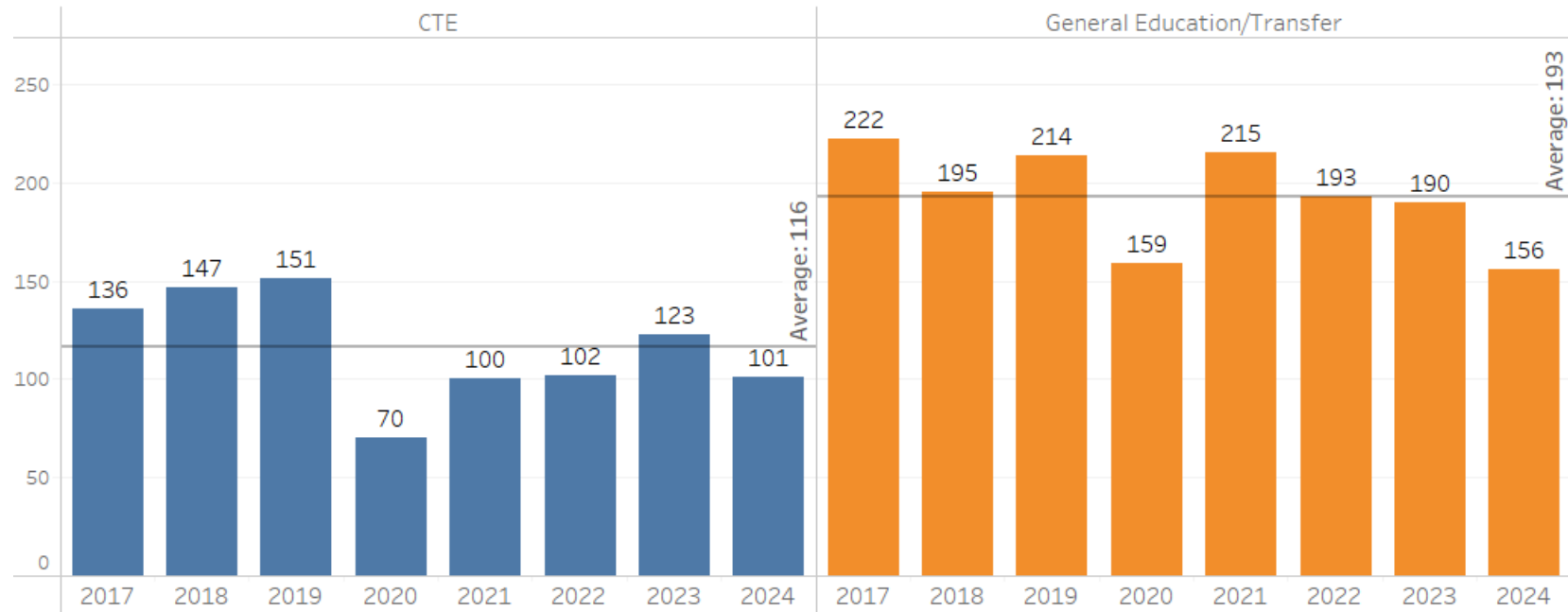
# Enrollment

Enrollment by CTE and Year



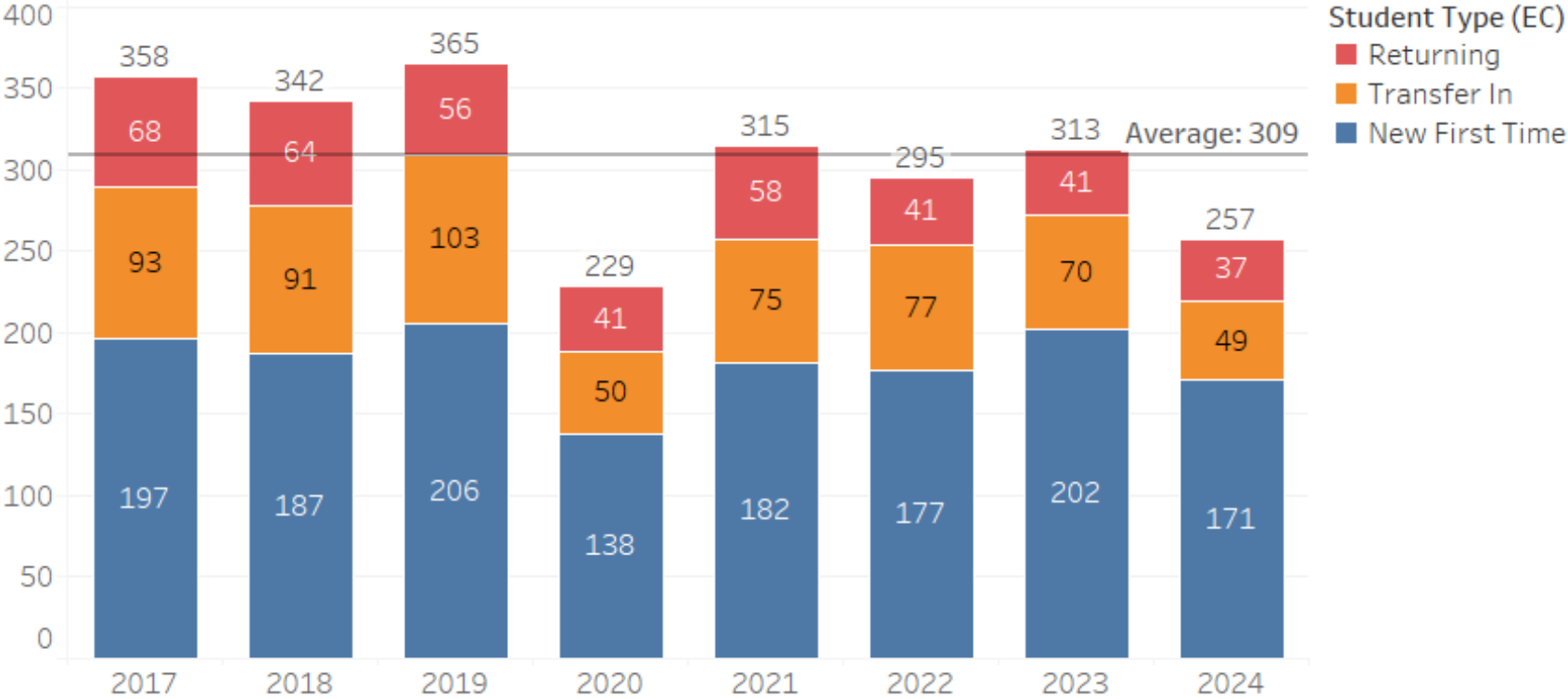
# Enrollment

Fall Entering Cohort by CTE/Gen Ed



# Entering Cohorts

Fall Entering Cohort

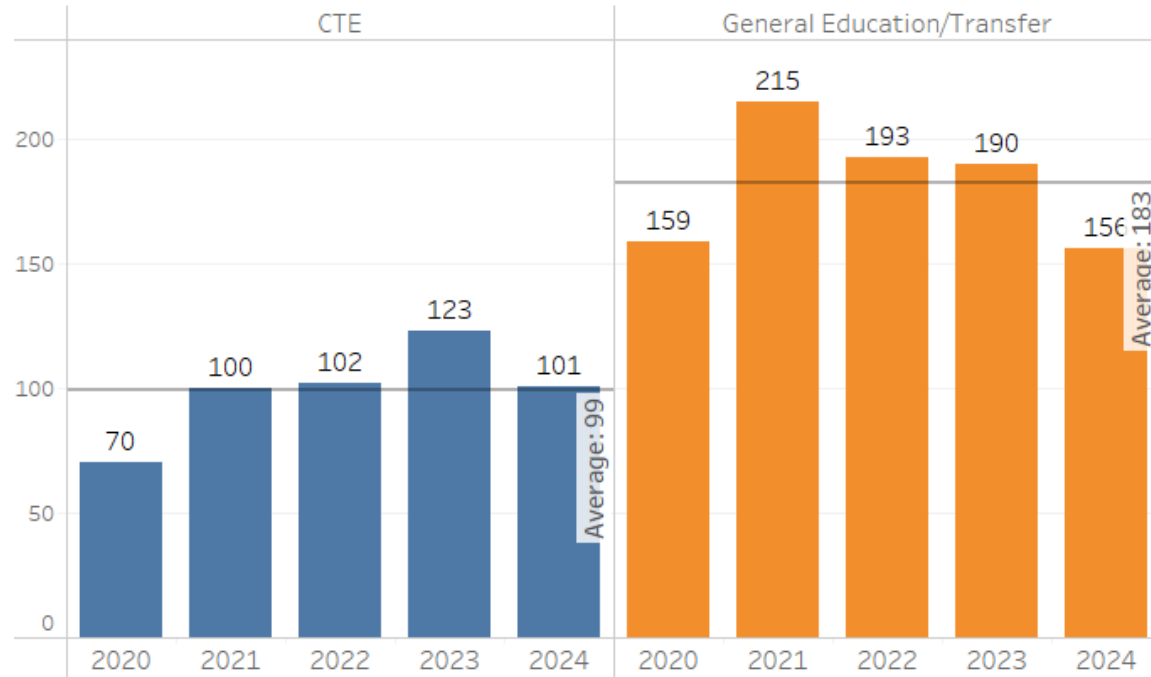


**Definitions**

- **Entering Cohort:** All new first-time, transfer in, and readmit/returning students who started at Helena College during the same period, usually in a fall semester.
- **New first time:** A student who has not attended college previously, excluding dual enrollment credit
- **Returning:** A student who has previously attended and earned credit at Helena College but has had a lapse in enrollment
- **Transfer in:** A student who has attended and earned credit at another institution

# Entering Cohorts

Fall Entering Cohort by CTE/Gen Ed



## New Students by High School

Top schools, most recent 5 years

High School	Percent of Cohort
Capital High School	24%
Helena High School	22%
GED	8%
Unknown High School	4%
HiSET Exam	4%
Jefferson High School	3%
East Helena High School	2%
Broadwater County High Sc..	2%
Montana	2%
Great Falls High School	1%



# Entering Cohorts

Fall Entering Cohort by CTE Program

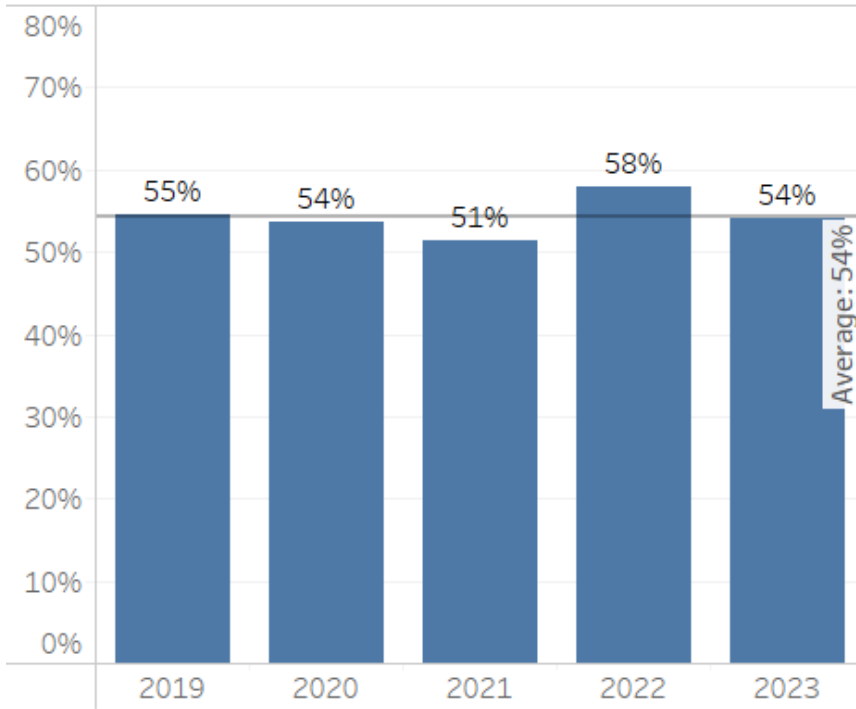
Entering Division (EC)	Entering Program (EC)	2017	2018	2019	2020	2021	2022	2023	2024	Avera..
General Education/ Transfer	A&B	25	22	16	9	23	16	27	18	20
	IT&P	16	28	33	13	8	6	7	<5	16
	ASM	14	8	9						10
Nursing	RN	<5	7	12	<5	6	7	<5	<5	8
	LPN		<5			<5	<5			<5
Skilled Trades	IWMF	18	9	16	9	12	14	14	12	13
	FIRE	18	20	16	<5	9	9	12	13	14
	DST	12	16	15	10	11	<5	15	8	12
	AVMT	10	7	13	6	15	16	20	18	13
	AUTO	8	<5	14	12	8	21	13	19	14
	MT	<5	<5		<5	<5	<5	<5		<5
	CNC	<5	21	7	<5	6	<5	8	6	10

Fall Entering Cohort by Gen Ed Program

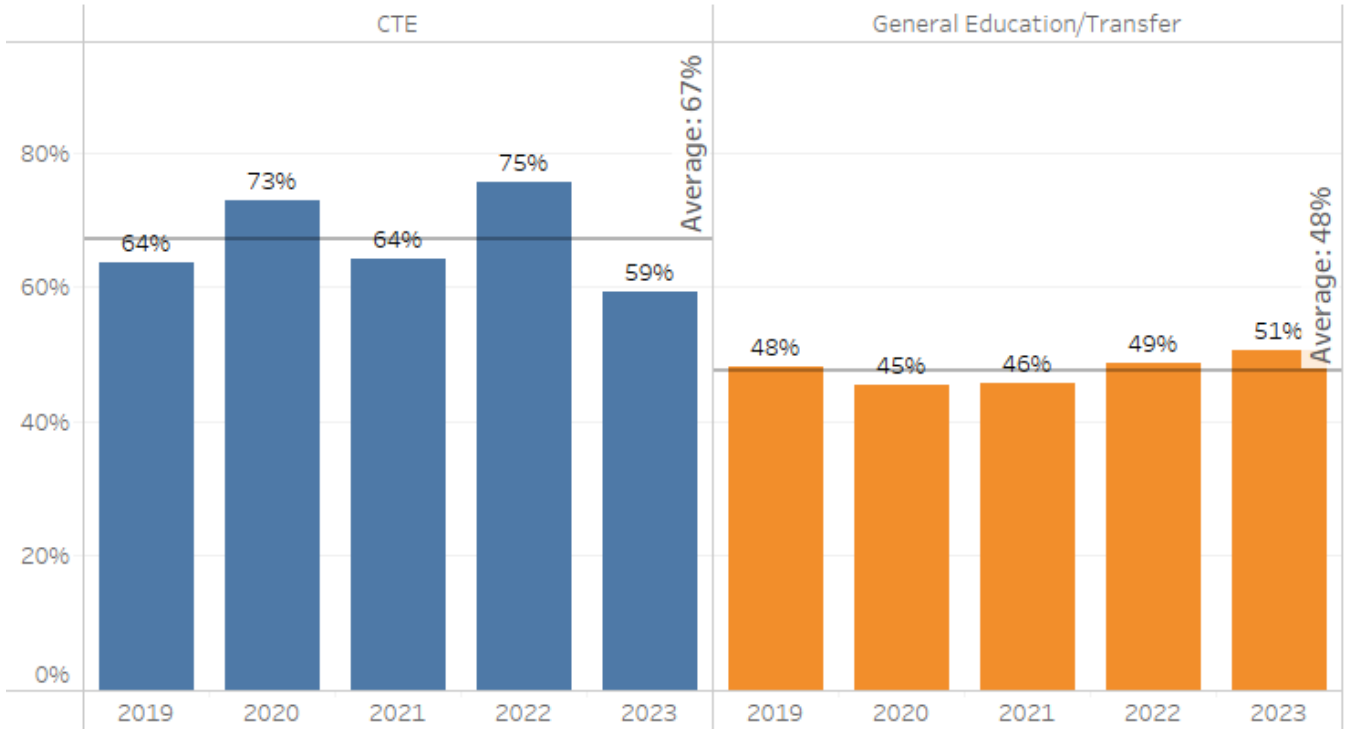
Entering Program (EC)	2017	2018	2019	2020	2021	2022	2023	2024	Avg
AA	94	60	68	65	95	71	69	48	71
AS	82	81	74	54	65	68	43	41	64
Pre-Cosmetology							24	21	23
Pre-LPN		<5	<5		<5	6	11	9	9
Pre-RN	46	53	71	40	51	48	43	37	49

# Retention Rates

## Fall to Fall Retention Overall



## Fall to Fall Retention by CTE



### Definitions

- **Fall to Fall Retention:** Percentage of fall entering cohort returning for either the subsequent spring or subsequent fall semester. Students who graduated in the fall, spring, or summer and did not return for the subsequent fall are also included.

# Retention Rates

Fall to Fall Retention by CTE Program

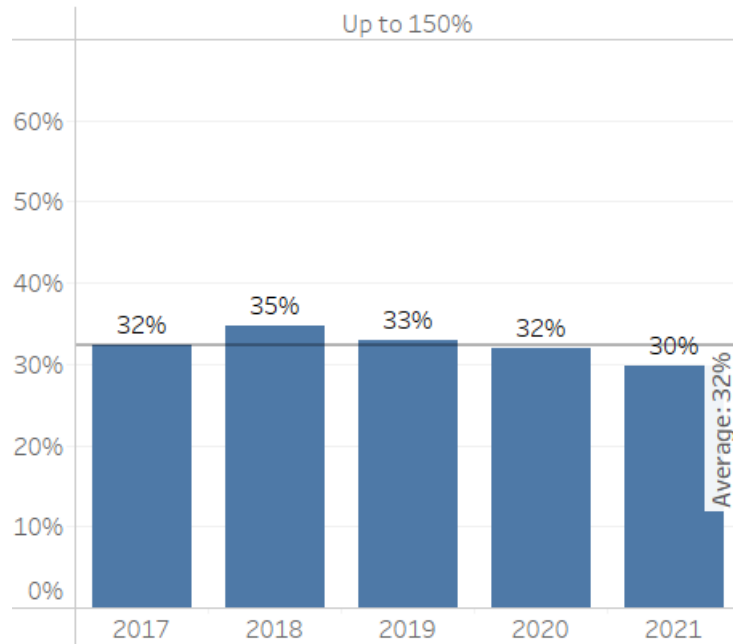
Entering Program (EC)	2019	2020	2021	2022	2023	Avg
A&B	56%	56%	43%	50%	37%	44%
AUTO	43%	75%	63%	57%	54%	57%
AVMT	85%	83%	87%	94%	75%	84%
CNC	57%	75%	50%	80%	75%	69%
DST	87%	90%	55%	100%	47%	71%
FIRE	63%		67%	78%	50%	60%
IT&P	36%	62%	25%	83%	43%	45%
IWMF	81%	78%	100%	86%	86%	86%
MT		100%	100%	100%	100%	100%
RN	100%	100%	100%	100%	100%	100%

Fall to Fall Retention by Gen Ed Program

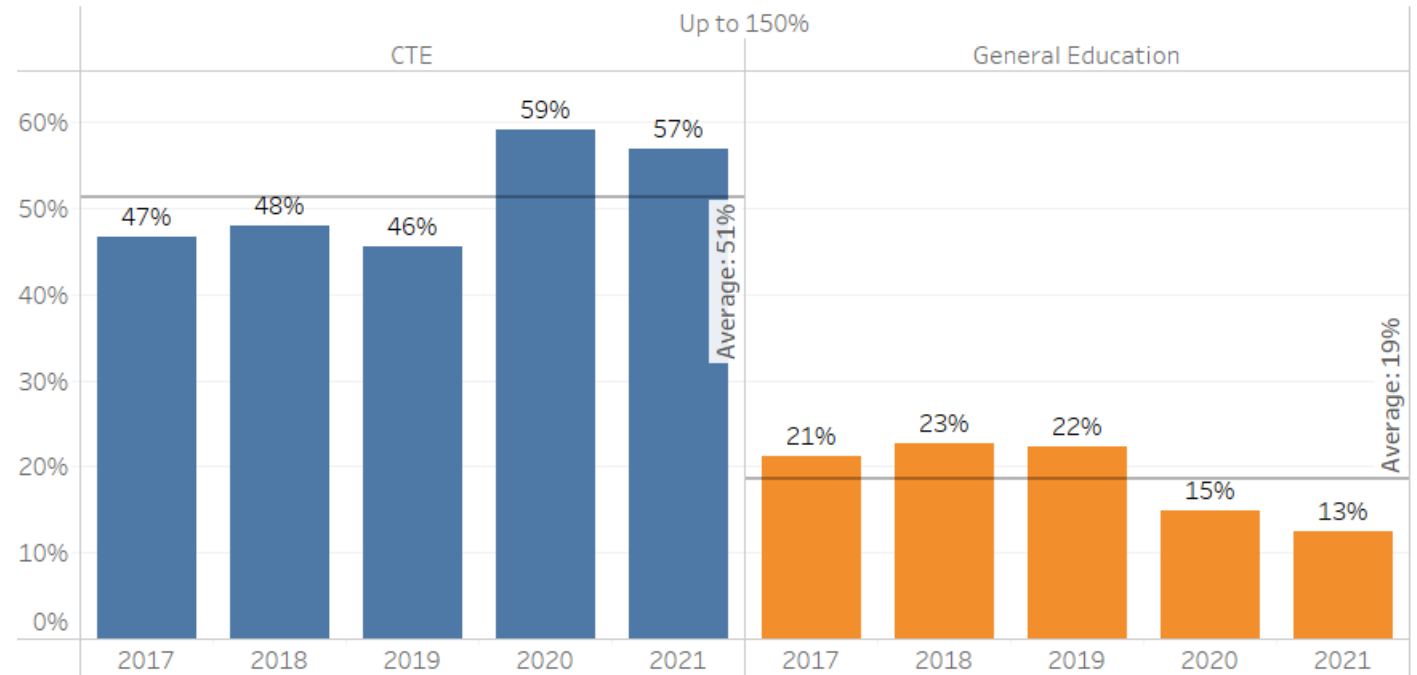
Entering Program (EC)	2019	2020	2021	2022	2023	Avg
AA	49%	45%	42%	48%	36%	43%
AS	45%	48%	45%	47%	40%	44%
Pre-Cosmetology					79%	79%
Pre-LPN			75%	17%	36%	36%
Pre-RN	52%	43%	51%	56%	72%	55%

# 150% Graduation Rates

150% Graduation Rate Overall



150% Graduation Rate by Division



## Definitions

- **150% Graduation Rate:** Percentage of students graduating within 150% of normal time to completion for the degree.
  - For associate degrees, this is 3 academic years.
  - For certificates, it is three semesters (not including summer).

# 150% Graduation Rates

150% Graduation Rate by CTE Program

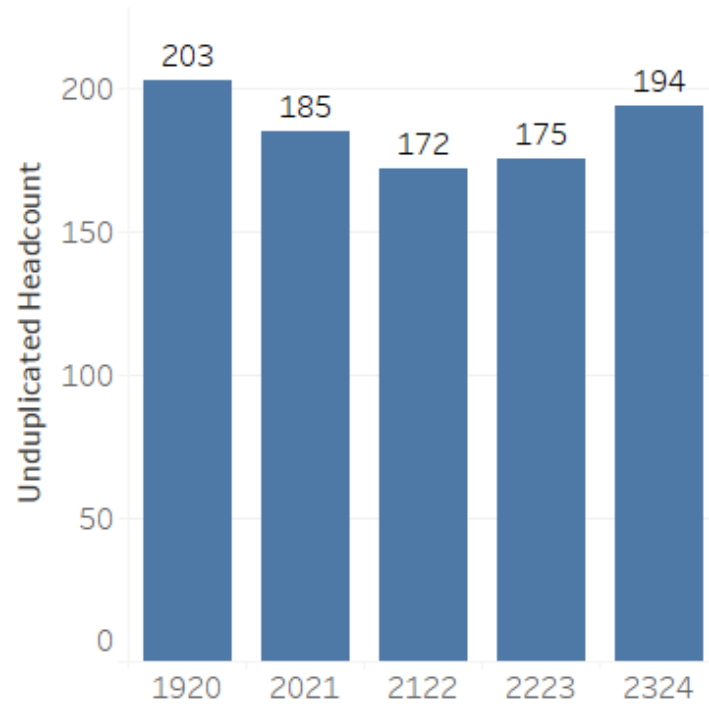
Grad Time (group)	Earned Degree	2017	2018	2019	2020	2021	Avg
Up to 150%	A&B	20%	36%	47%	38%	47%	38%
	AUTO	50%	100%	15%	55%	38%	39%
	AVMT	67%	75%	46%	71%	73%	65%
	CNC	27%	42%	67%	80%	57%	47%
	DIESEL	62%	63%	38%	90%	40%	58%
	FIRE	61%	25%	47%		44%	42%
	IT&P	38%	27%	10%	31%		21%
	IWMF	58%	70%	79%	82%	69%	70%
	NRSG	64%	73%	81%	75%	87%	76%

150% Graduation Rate by Gen Ed Program

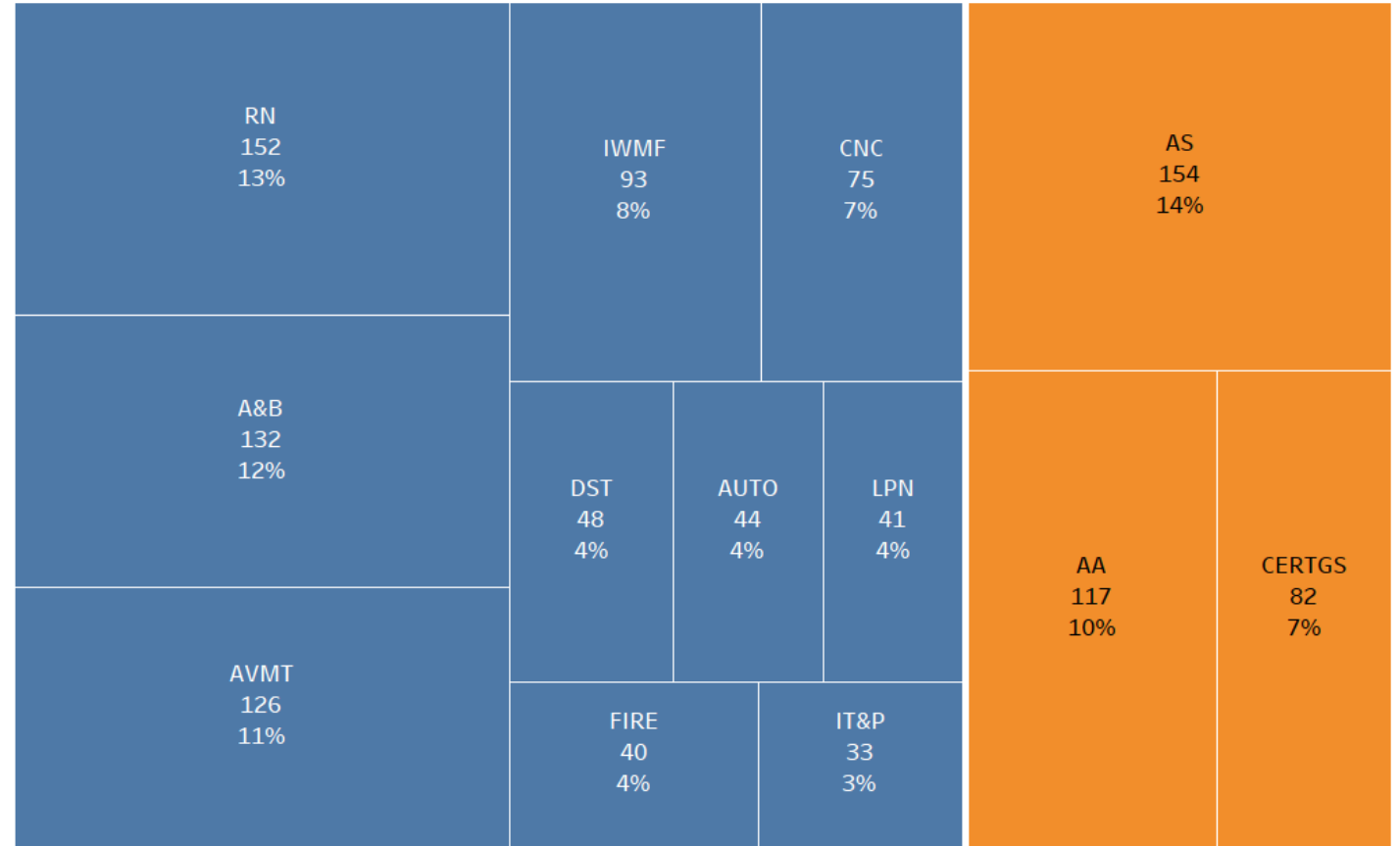
Earned Degree D..	Grad Time (group)	Earned Degree	2017	2018	2019	2020	2021	Avg
General Education	Up to 150%	AA	23%	23%	21%	14%	16%	19%
		AS	26%	32%	36%	24%	15%	29%

# Graduates

## Overall Graduates

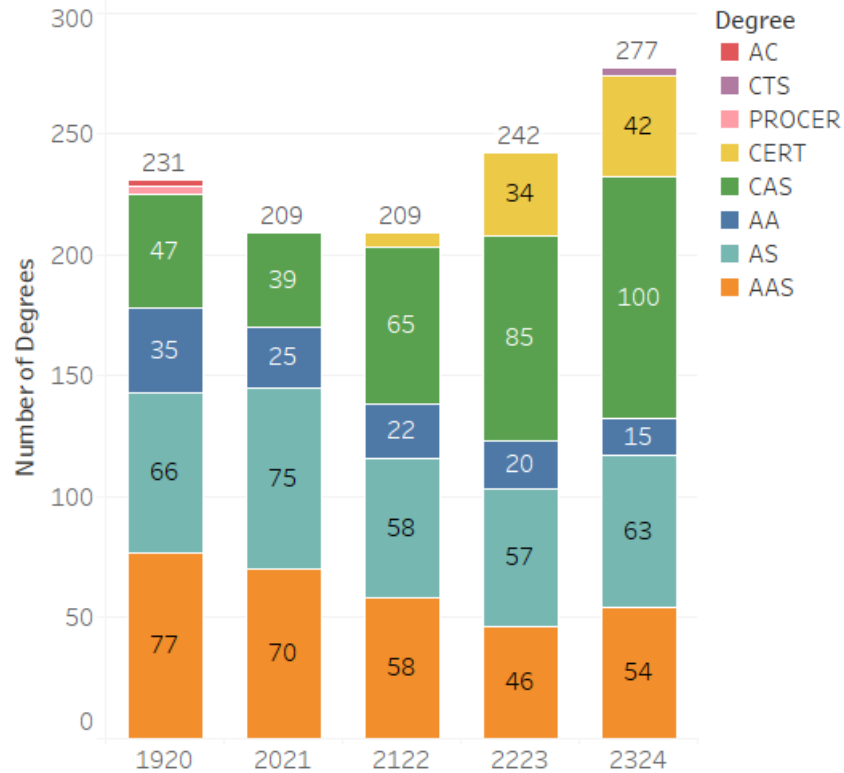


Graduates by Program  
AY1920 to AY2324

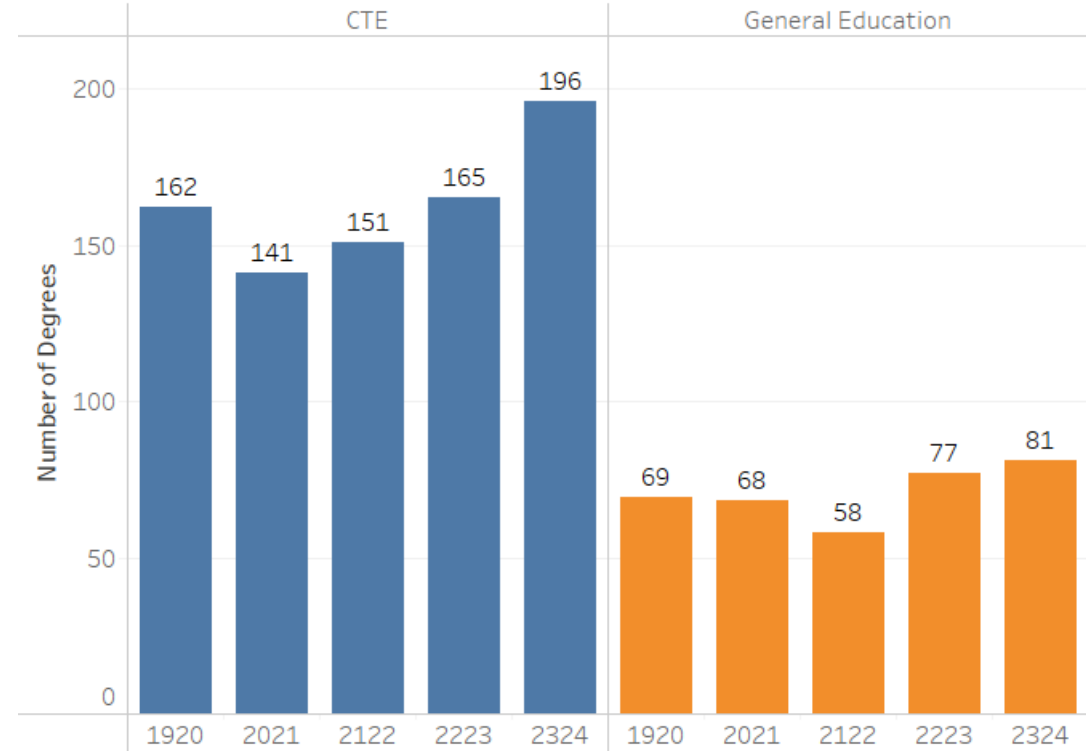


# Degrees Awarded

Overall Degrees Awarded



Degrees Awarded by CTE



AC: Advanced Certificate  
 CTS: Certificate of Technical Studies  
 PROCER: Professional Certificate  
 CERT: Certificate of General Studies  
 CAS: Certificate of Applied Science  
 AA: Associate of Arts  
 AS: Associate of Science  
 AAS: Associate of Applied Science

# Degrees Awarded

## Degrees Awarded by CTE Program

Degree Earned Program (Graduate)	1920	2021	2122	2223	2324	Average
A&B	28	21	26	29	28	26
AUTO		6	13	14	11	11
AVMT	<5	24	19	31	48	31
CNC	18	13	12	15	17	15
DST	13	7	14	8	6	10
FIRE	6	8		9	17	10
IT&P	11	6	8	<5	<5	8
IWMF	20	12	25	18	18	19
LPN	6	7	<5	8	15	9
RN	32	32	28	29	31	30

## Degrees Awarded by Gen Ed Program

Degree Earned Program (Graduate)	1920	2021	2122	2223	2324	Average
AA	35	25	22	20	15	23
AS	34	43	30	23	24	31
CERTGS			6	34	42	27